


Instructions

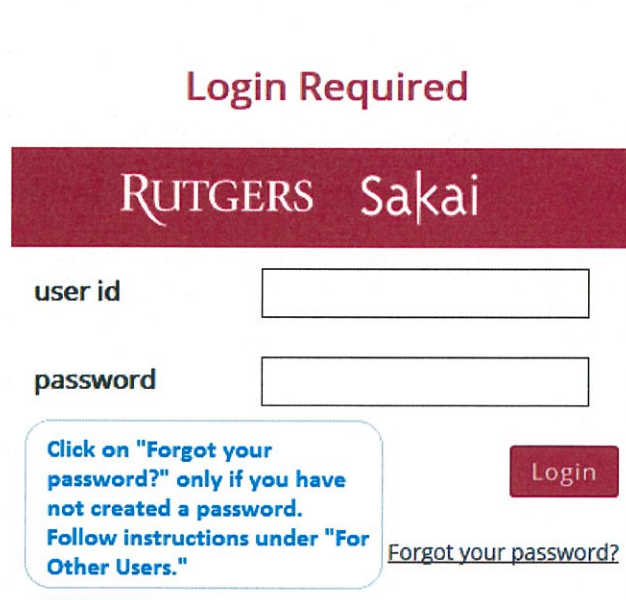
Step 1) An email will be sent to you from Sakai asking you to set a password. Complete that step before following links for the tests. Check your spam email folders to make sure you get this.

Step 2) Log onto <https://sakai.rutgers.edu/portal>

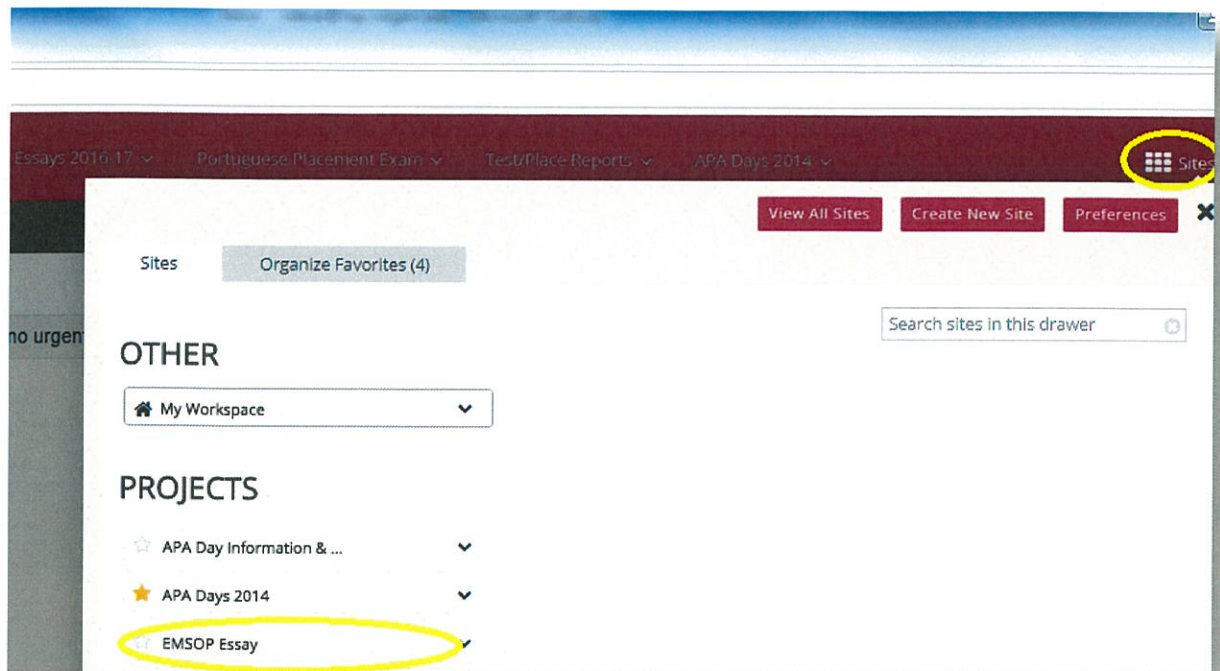
Step 3) Once you click on the link, log into Sakai by clicking on "Email Login" on the top right hand side of your screen. Example:



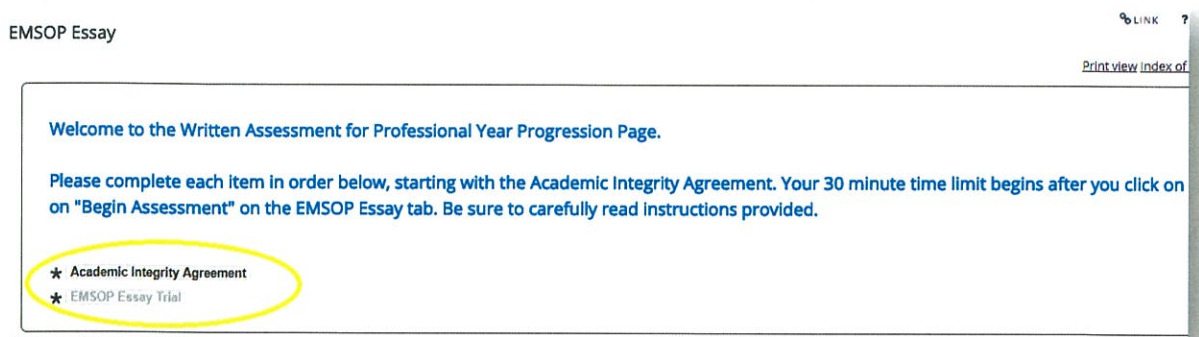
Step 4) Type in your full email address and the password you created. If you did not previously create a password, or have forgotten your password, use the "Password Help" function. Screen example:

A screenshot of the Sakai login page. At the top, it says 'Login Required' in red. Below that is a dark red header with 'RUTGERS Sakai' in white. There are two input fields: 'user id' and 'password'. To the right of the 'password' field is a red 'Login' button. Below the input fields is a blue box with white text: 'Click on "Forgot your password?" only if you have not created a password. Follow instructions under "For Other Users."' To the right of this box is a link that says 'Forgot your password?'.

Step 5) Click "Sites" on the top right corner, then find Projects. Underneath Projects, find EMSOP Essay to click on it.



Step 6) When you successfully log in using the test link provided, you will see instructions. Example:



Final Step) Go through the list of required items step by step. You must review and agree to the Academic Integrity Agreement before you can move forward to complete the writing assessment. All test sections must be completed in order for your placement test to be successfully submitted.